



## LATE START AT 1PM ON OCT 8TH: MONTHLY STAFF TRAINING HALF-DAY

On October 8, the library will open at 1:00 PM due to staff training. Beginning in October, the library will open late at 1:00 PM on the second Tuesday of each month.

During these sessions, our staff will focus on development, for example, improving customer service to enhance your library experience and learning about new technology to assist patrons with digital resources.

We appreciate your understanding as we dedicate time to staff development in order to serve you more effectively. Thank you for your continued support!

To make your reading experience even more enjoyable, pair your book with a comforting drink. A steaming mug of hot chocolate, rich and creamy, brings warmth to any story. If you lean toward something a little more spiced, a chai latte or a pumpkin spice latte can set the mood with their autumn flavors. For tea lovers, a cup of chamomile or a cinnamon apple blend can provide the perfect calm.

Let's share our favorites! Poll:  
What's your favorite drink to enjoy with a book?



<https://forms.gle/11dKeyAYaD3xFAXg6>

## HALLOWEEN PARTY A WEEK BEFORE HALLOWEEN!



For more details about this exciting event, head to the calendar page.

Monday – Thursday | 10am – 8pm  
Friday | 10am – 5pm  
Saturday | 10am – 3pm

 [facebook.com/pldl.org](https://facebook.com/pldl.org)

 [@portagelakedistrictlibrary](https://instagram.com/portagelakedistrictlibrary)

58 Huron St, Houghton, MI 49931  
906-482-4570 [www.pldl.org](http://www.pldl.org)

## FALL: THE PERFECT SEASON FOR READING AND A COZY DRINK



As the days grow shorter and the air turns crisp, fall invites us to slow down and curl up with a good book. Pair your favorite story with a comforting drink—whether it's hot chocolate, chai latte, or a cozy tea—making this season even more special.

# OCTOBER 2024

SUN	MON	TUE	WED	THU	FRI	SAT		
		1 Keys to Embracing Aging @ 3pm	2 Storytime @ 10:30am	3 Storytime @ 1:30pm	4 Parent Café @ 11:30pm	5 BASIC: Tech Help @ 10am Halloween Costume Swap @ 10am-2:30pm		
		8 <b>Open at 1pm</b> Keys to Embracing Aging @ 3pm Silent Book Club: Teen Ed. @ 4pm	9 Storytime @ 10:30am Copper Country Recycling Initiative @ 4pm	10 Storytime @ 1:30pm Travelogue Vietnam @ 6pm	11	12 Legal Help Drop-in @ 12-2pm		
6	7 Chess Club @ 4pm	13 Chess Club @ 4pm Silent Book Club @ 6pm - KBC	14 Chess Club @ 4pm	15 Legal Help Drop-in @ 4pm Legal Matters: Expungements @ 5pm	16 Storytime @ 10:30am	17 Storytime @ 1:30pm	18	19
20	21 Chess Club @ 4pm	22 Keys to Embracing Aging @ 3pm	23 Storytime @ 10:30am Board of Trustees @ 7pm	24 Storytime @ 1:30pm Halloween Party @ 4pm	25	26		
27	28 Chess Club @ 4pm Silent Book Club @ 6pm - KBC	29 Keys to Embracing Aging @ 3:00pm Keweenaw Support 4 Healthy Minds @ 6:30pm	30 Storytime @ 10:30am					

Oct. 8th  
Library will be open at 1:00 pm due to the staff training.

## UPCOMING EVENTS

### Discover the Keys to Embracing Aging

Grow old gracefully and successfully with the Keys to Embracing Aging series, brought to you by MSU Extension. This engaging 6-week interactive program introduces 12 healthy behavior practices, each designed to promote longevity and optimal aging. Based on centenarian studies and expert advice. Led by John Sullivan, Houghton County SNAP Veterans Outreach Program Instructor, this free course will empower you to live your best life as you age.

### Halloween Party a Week Before Halloween!

Prepare for a spook-tacular time at our Halloween Bash! This fun-filled event is perfect for kids and packed with exciting activities, including a maze, scavenger hunt, and games. Unleash your creativity by decorating your own trick-or-treat bag, then settle in for a family-friendly movie to wrap up the fun. It's a great way to celebrate Halloween with friends and family! Don't miss out on the thrills and chills—mark your calendars for October 24!



# Creepy Crawly Creations

## Halloween Crafts for Little Spooks!

### Spooky Spider Webs

#### Materials Needed:

- Paper plates
- Black or white yarn (or any spooky color)
- Hole puncher
- Scissors
- Plastic or paper spider (you can also draw one)
- Tape or glue
- Optional: Black paint or markers to color the plate

#### Instructions:

- **Prepare the Plate:**
  - If you want a darker web, you can paint the paper plate black. Let it dry if you're using paint. Otherwise, leave it as is.
- **Punch Holes Around the Edge:**
  - Use a hole puncher to punch holes around the rim of the paper plate, about 1 inch apart. You'll need 10-12 holes to create the web.
- **Weave the Web:**
  - Cut a long piece of yarn (about 3–5 feet, depending on how dense you want the web).
  - Tie one end of the yarn through one of the holes, securing it with a knot.
  - Start weaving the yarn across the plate, threading it through the holes randomly, crossing over the middle to make it look like a spider web. You can go through each hole multiple times to make the web more intricate.
  - When you're done, tie the yarn securely to one of the holes and cut off any excess.
- **Add the Spider:**
  - You can either glue a small plastic spider in the center of the web or make your own using black paper or pipe cleaners. Alternatively, draw a spider on a small piece of paper, cut it out, and glue or tape it to the web.
- **Finishing Touches:**
  - If you'd like, add extra decorations like small paper ghosts, bats, or glitter to the web.






# FALL OCTOBER BOOK RECOMMENDATIONS

## Ages 0-5

Stumpkin


By Lucy Ruth Cummins



## School-Aged Children

The Haunted Library


By Dori Hillestad Butler



## 3rd Grade - 5th Grade

Small Spaces


By Katherine Arden



## Young Adults

The Graveyard Book

By Neil Gaiman



## Adults

The Cabin at the End of the World

By Paul Tremblay



## Adults

Bird Box

By Josh Malerman

